

TESLA

System Updates for The Town of Avon

06/19/17

Presented by:

Brent Eskay
Senior Project Development Manager
C. 240.997.2116 | E. beskay@tesla.com

SOLAR BENEFITS



Secure long-term energy rates

Reduce reliance on the grid

Generate clean energy

Reduce carbon emissions

Improve sustainability

MONETARY BENEFITS

Avon's rate of power	\$0.102	
Our PPA rate	\$0.077	
Savings per kWh	\$0.025	
Production (year 1)	476,591	kWh
Production (year2 thus far)	324,705	kWh
Total Production	801,299	kWh
Estimated savings (year 1)	\$12,267	
Estimated savings (year 2 thus far)	\$8,358	
Estimated savings (total to date)	\$20,625	

cost of power is come from averaging their off-peak and peak-power costs – both of which are above solar price.

	Peak Power	Off-Peak Power	Average
Cost of Power (\$/kWh)	\$0.1188	\$0.0867	\$0.1027

SYSTEM PERFORMANCE

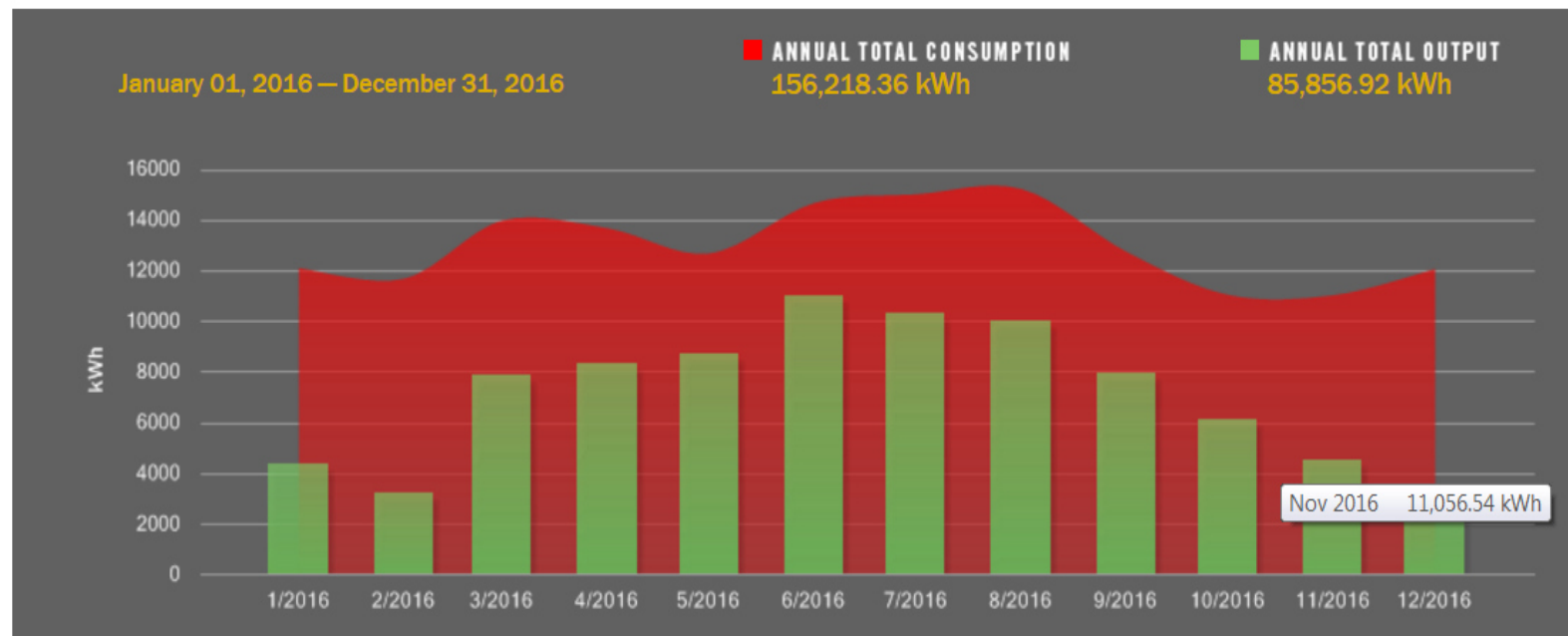
	PPA Estimated Yr. 1 Production	Actual Year 1 Production	% of Estimated
DWP	80,117	85,909	107.2%
High School	257,230	246,674	95.9%
Middle School	180,777	144,008	79.7%
Total	518,124	476,591	92.0%

PERFORMANCE GUARANTEE HAS A 5 YEAR TRUE UP, IF A SYSTEM CONTINUES TO UNDER PERFORM, THEN WE TESLA WILL PAY THE TOWN ACCORDING TO OUR AGREEMENT.

ESTIMATED TERM SAVINGS

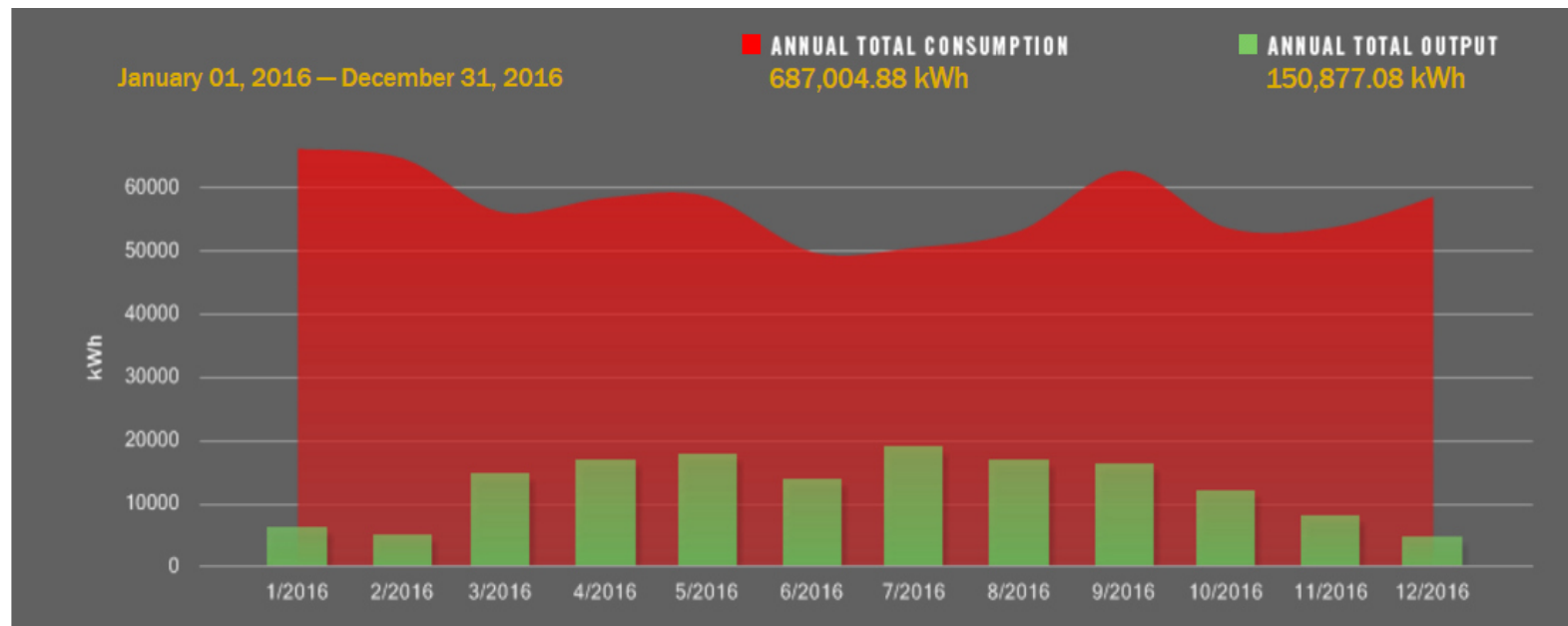
Year	PPA Rate	Cost of Power	Production Actual, Projected	Savings From Solar	Cumulative Savings
1	\$0.0770	\$0.1027	476,591	\$12,267	\$12,267
2	\$0.0785	\$0.1053	515,533	\$13,816	\$26,084
3	\$0.0801	\$0.1079	512,955	\$14,260	\$40,344
4	\$0.0817	\$0.1106	510,390	\$14,750	\$55,094
5	\$0.0833	\$0.1134	507,838	\$15,286	\$70,380
6	\$0.0850	\$0.1162	505,299	\$15,765	\$86,145
7	\$0.0867	\$0.1191	502,773	\$16,290	\$102,435
8	\$0.0884	\$0.1221	500,259	\$16,859	\$119,294
9	\$0.0902	\$0.1252	497,758	\$17,422	\$136,716
10	\$0.0920	\$0.1283	495,269	\$17,978	\$154,694
11	\$0.0938	\$0.1315	492,793	\$18,578	\$173,272
12	\$0.0957	\$0.1348	490,329	\$19,172	\$192,444
13	\$0.0976	\$0.1382	487,877	\$19,808	\$212,252
14	\$0.0996	\$0.1417	485,438	\$20,437	\$232,689
15	\$0.1016	\$0.1452	483,010	\$21,059	\$253,748
16	\$0.1036	\$0.1488	480,595	\$21,723	\$275,471
17	\$0.1057	\$0.1525	478,192	\$22,379	\$297,850
18	\$0.1078	\$0.1563	475,801	\$23,076	\$320,927
19	\$0.1100	\$0.1602	473,422	\$23,766	\$344,692
20	\$0.1122	\$0.1642	471,055	\$24,495	\$369,187
TOTALS			9,843,178	\$369,187	

REAL-TIME VIEWS OF FACILITY USAGE, SOLAR PRODUCTION, AVAILABLE FROM POWERGUIDE



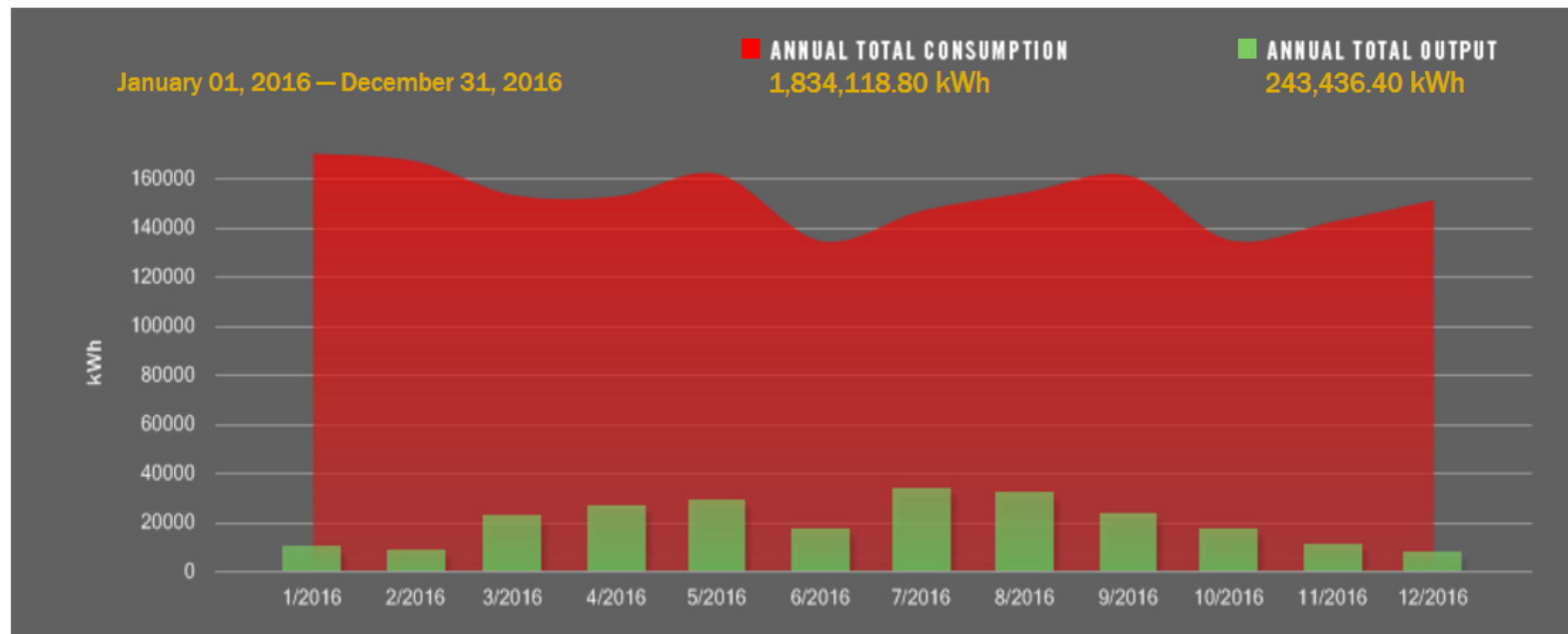
Avon DPW

REAL-TIME VIEWS OF FACILITY USAGE, SOLAR PRODUCTION, AVAILABLE FROM POWERGUIDE



Avon Middle School

REAL-TIME VIEWS OF FACILITY USAGE, SOLAR PRODUCTION, AVAILABLE FROM POWERGUIDE



Avon High School

QUESTIONS



TESLA

TESLA.COM