

DEBT SERVICE

PROGRAM DESCRIPTION

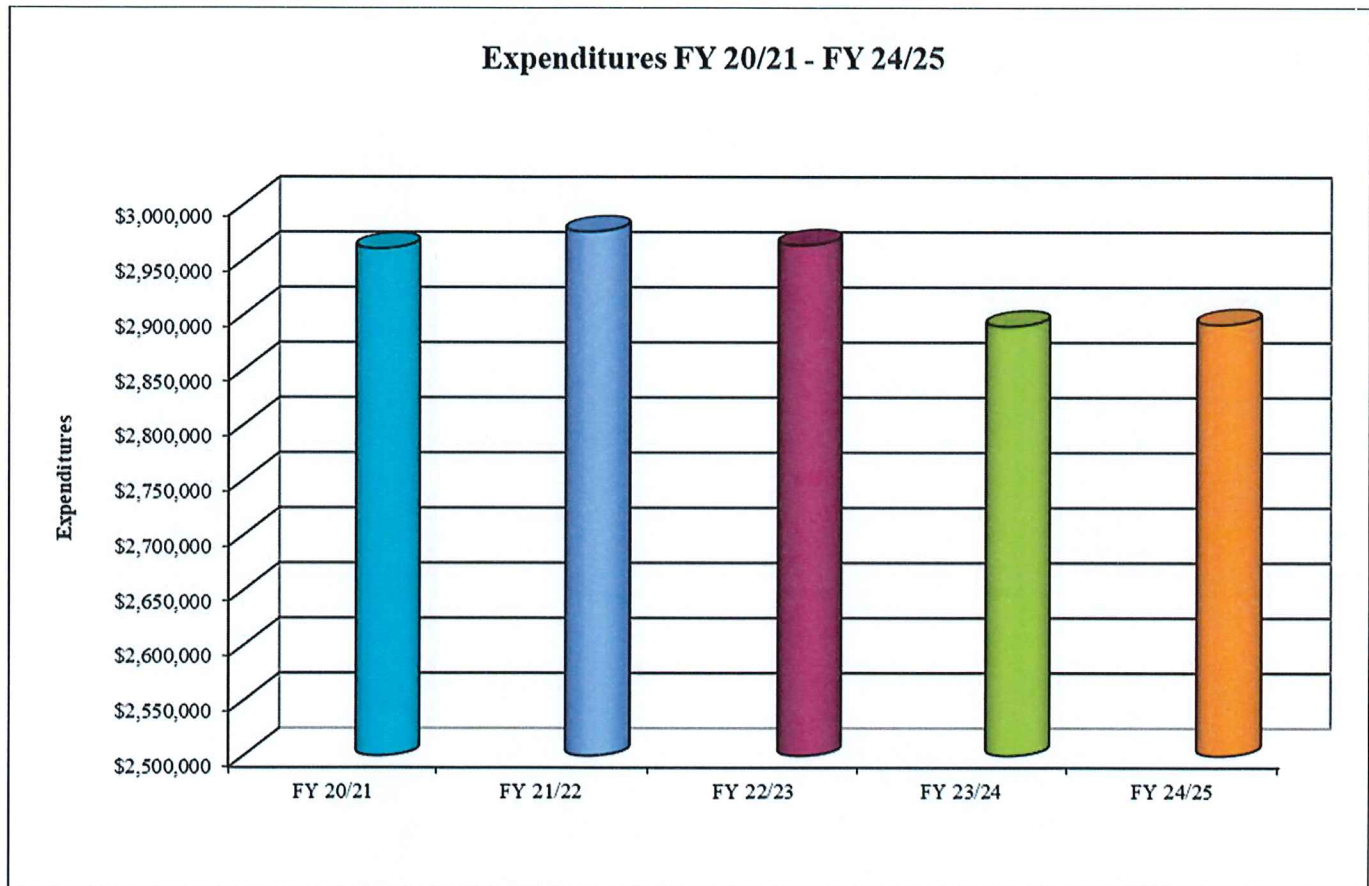
This series of accounts reflects those expenditures made by the Town for interest and principal payments for Short and Long-Term Debt.

PERSONNEL AND EXPENDITURES

The Director of Finance is responsible for monitoring the Town's Debt Service Program.

PROGRAM COMMENTARY

	2020/ 2021	2021/ 2022	2022/ 2023	2023/ 2024	2024/ 2025	\$ Inc/(Dec)	% Inc/-Dec
Expenditures	\$2,959,750	\$2,975,117	\$2,962,950	\$2,889,400	\$2,890,950	\$1,550	0.05%



Debt Service reflects the pay down of existing debt from general obligation bond anticipation notes and bond issues for general purposes including the following previously approved projects: the Avon High School Renovation/Addition project, Town Hall Renovations, the replacement of the Avon Middle School Roof and related improvements, the Avon Free Public Library Renovations, Additions and Improvements project, the Refunding Bonds (issue of March 2016), the 2018 Land Acquisition, the Avon High School Synthetic Turf Field and Track Improvement (issue of June 2020), and the Town and Public Safety Communication System Replacement project (approved in December 2018 and partially included in the issue of June 2020). The \$2,890,950 in Debt is reflected in the General Fund appropriation.

PROGRAM COMMENTARY, continued

The primary objectives of the Debt Service Program are to:

1. Ensure long-term debt will not exceed the Town's resources for repaying the debt;
2. Finance capital projects through the issuance of bonds for a period not to exceed the expected useful life of the project;
3. Maintain the Town's Aaa/AAA credit rating.

It is the Town's intent to keep its per capita debt at a level acceptable to municipal securities rating agencies and retire its debt rapidly (total debt, as currently issued, will be paid off in 2035). This strategy has been effective; as both Moody's and Standard & Poor's have consistently rated Avon as an Aaa/AAA community.

Summary of Projects/Purchases Funded by Existing Debt:

Renovations & Additions to the Avon Free Public Library – The Town presented and adopted an appropriation of \$9,500,000, with authorization for the issuance of up to \$8,000,000 of notes and bonds, for this project at an October 22, 2009 referendum. Construction commenced in the winter of 2010, with the ceremonial groundbreaking in early January 2011. The Library expansion, which was completed in April 2012 at a total cost of \$8.61 million (roughly \$900,000 under the original budget), doubled the square footage and significantly impacted building operating and staff costs. The improvements allowed the Library to expand its print and non-print collections and the programs offered to the public, which are projected to be needed for the Town's build-out population of 21,000. The Avon Free Public Library received a \$1,000,000 Connecticut State Library construction grant, with the remainder of this approximately \$9,500,000 total construction project funded by notes, bonds, fundraisers, and donations. On November 2, 2010, the Town issued Bond Anticipation Notes in the amount of \$7,000,000, due November 1, 2011, which were subsequently replaced with \$7,000,000 of Bond Anticipation Notes at a rate of 1.50% maturing October 30, 2012 for temporary financing for the expansion and renovations. On October 30, 2012, the Town issued General Obligation Bonds at a rate of 2% maturing June 15, 2028.

General Obligation Refunding Bonds – On March 15, 2016, the Town closed on \$11.4 million General Obligation Refunding Bonds. A refunding means that future interest payments cease, and principal payments are refinanced through a bond issue at lower interest rates. In order to maintain maximum control of the process, and to realize as close to the projected savings as possible, the bonds were sold on a negotiated basis. Additionally, the retention of an independent Pricing Agent assured that the Town received the best rate available in the market on the day of pricing. The refunding will result in a total budgetary savings of \$385,413 spanning over the fiscal years of 2016 through 2027.

Land Purchase – On July 15, 2018, Avon purchased approximately 38 acres of land in the southwestern portion of Town, leasing approximately 22 acres back to the seller. The Town issued a \$1.6 million General Obligation Bond as a bank loan/alternative financing filing, private placement, and is filing continuing disclosure submissions with the MSRB.

Avon High School (AHS) Synthetic Turf Field and Track Improvement Project and the Town and Public Safety Communication System Replacement Project – These two projects were approved at a referendum held on December 12, 2018 with authorized funding of \$2,995,000 and \$3,890,000, respectively. Work on the AHS Synthetic Turf Field and Track Improvement Project was completed in the fall of 2019. General Obligation Bonds in the amount of \$3,275,000 were issued on June 16, 2020 to fund the \$2,995,000 cost of the AHS Synthetic Turf Field and Track Improvement Project as well as \$280,000 of the cost of the Town and Public Safety Communications System Replacement Project. A second issuance in the amount of \$3,610,000 will likely be completed for the remaining public safety communications project appropriation.

Purchase of Fire Apparatus – At a Special Town Meeting held on January 24, 2023, the purchases of two fire apparatus were approved: a ladder truck and a fire engine with authorized funding of \$2,172,000 and \$1,259,000, respectively. The Town anticipates issuing debt to fund these purchases closer to when these two fire apparatus will be delivered, which is estimated to take place towards the end of calendar year 2025.

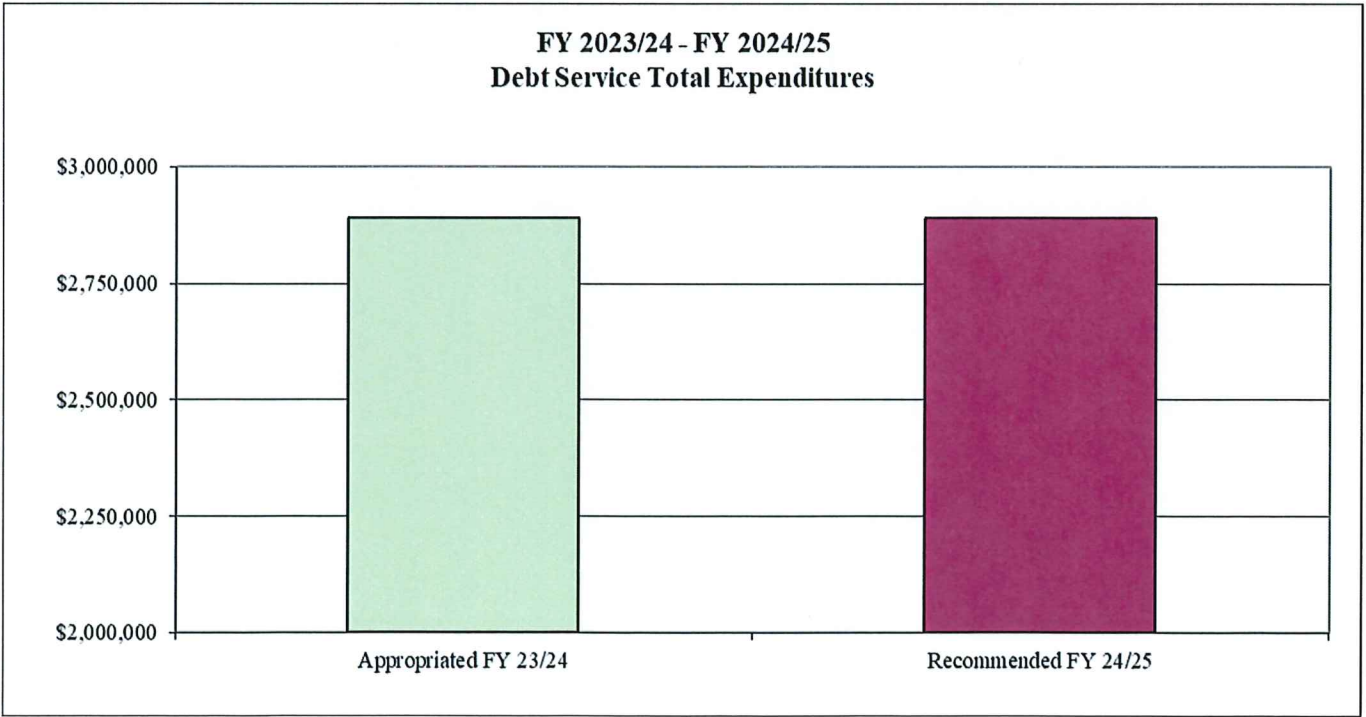
The Tables on M.5 reflect the Legal Debt Margin Information for the last ten fiscal years, and the Ratio of Net General Bonded Debt to Assessed Value and Net General Bonded Debt Per Capita for the last ten years. The table on the following page illustrates the Schedule of Changes in Bonded Indebtedness for the year ended June 30, 2023. Page A.22 lists statewide comparative debt figures and A.23 compares Avon’s debt and credit ratings to similar communities.

EFFECT OF EQUITY DEBT LEVEL ON ANNUAL AND FUTURE OPERATIONS

The Town has taken into consideration the budget impact of current and future debt levels on operations. This has been done in conjunction with the Capital Improvement Program (see R.3 for a more detailed analysis). Capacity from the retirement of debt has been shifted to funding the Capital Projects Fund on a pay-as-you-go basis. The current and anticipated debt service program has been planned to minimize major impacts on year-to-year operations. As of the current fiscal year (not including any estimates on the remaining, unissued amount for the public safety communications project approved in December 2018), outstanding debt will be 87% retired in five years and 98% retired in ten years. This projection is based on outstanding bonds, as reported in the *Notes to the Financial Statements* of the prior fiscal year’s Annual Comprehensive Financial Report. The outlook for the Town is continued maintenance of its modest debt position.

**RECOMMENDED BUDGET SUMMARY
DEBT SERVICE**

	Appropriated FY 2023/2024	Recommended FY 2024/2025	Adopted FY 2024/2025	Inc/(Dec) \$	Inc/-Dec %
Bonds and Notes					
Expenditures	\$2,889,400	\$2,890,950	TBD	\$1,550	0.05%



**TOWN OF AVON, CONNECTICUT
SCHEDULE OF DEBT LIMITATION
FOR THE YEAR ENDED JUNE 30, 2023**

Total Tax Collections (Including Interest and Lien Fees) Received by Treasurer at prior year, June 30, 2022					\$ 89,699,347
Total Tax Collections (Including Interest and Lien Fees) Received by Treasurers of All Other Taxing Districts within Town for prior fiscal year, June 30, 2022					<u>4,494,397</u>
Base for Debt Limitation Computation					<u>\$ 94,193,744</u>
	General Purposes	Schools	Sewers	Urban Renewal	Pension Deficit
Debt Limitation:					
2-1/4 Times Base	\$ 211,935,924	\$ -	\$ -	\$ -	\$ -
4-1/2 Times Base	-	423,871,848	-	-	-
3-3/4 Times Base	-	-	353,226,540	-	-
3-1/4 Times Base	-	-	-	306,129,668	-
3 Times Base	-	-	-	-	282,581,232
Total Debt Limitation	<u>211,935,924</u>	<u>423,871,848</u>	<u>353,226,540</u>	<u>306,129,668</u>	<u>282,581,232</u>
Indebtedness:					
Bonds Payable	3,971,573	8,318,427	-	-	-
Bonds Authorized and Unissued	<u>7,041,000</u>	<u>-</u>	<u>-</u>	<u>-</u>	<u>-</u>
Net Indebtedness*	<u>11,012,573</u>	<u>8,318,427</u>	<u>-</u>	<u>-</u>	<u>-</u>
Debt Limitation in Excess of Outstanding Debt	<u>\$ 200,923,351</u>	<u>\$ 415,553,421</u>	<u>\$ 353,226,540</u>	<u>\$ 306,129,668</u>	<u>\$ 282,581,232</u>
*The Total of the Above Net Indebtedness Amounts to:					<u>\$ 19,331,000</u>
In No Event Shall Total Indebtedness Exceed Seven Times the Base for Debt Limitation Computation:					<u>\$ 659,356,208</u>

**TOWN OF AVON, CONNECTICUT
LEGAL DEBT MARGIN INFORMATION
Last Ten Fiscal Years**

Fiscal Year	Debt Limit	Total Net Debt Applicable to Limit	Legal Debt Margin	Total Net Debt Applicable to the Limit as a % of Debt Limit	Debt Limit as a % of Assessed Value
2014	504,598,451	32,741,930	471,856,521	6.49%	18.77%
2015	522,097,100	27,635,000	494,462,100	5.29%	20.40%
2016	532,901,257	24,208,066	508,693,191	4.54%	20.64%
2017	549,535,427	21,884,367	527,651,060	3.98%	21.20%
2018	566,255,025	19,773,495	546,481,530	3.49%	21.68%
2019	590,060,653	19,270,000	570,790,653	3.27%	22.56%
2020	605,765,265	23,620,000	582,145,265	3.90%	23.67%
2021	621,258,253	20,975,000	600,283,253	3.38%	24.15%
2022	626,176,159	18,435,000	607,741,159	2.94%	24.08%
2023	659,356,208	19,331,000	640,025,208	2.93%	24.72%

Note: The State of Connecticut General Statutes require that in no event shall the total debt of the Town exceed seven (7) times the annual receipts from taxation.

**RATIO OF NET GENERAL BONDED DEBT TO
ASSESSED VALUE AND NET GENERAL BONDED DEBT PER CAPITA
Last Ten Fiscal Years**

Fiscal Year	General Bonded Debt	Accumulated Resources	Ratio of Net General Bonded Debt to Estimated	Actual Taxable Value	Bonded Debt per Capita	Capital Leases	Total Debt Per Capita	% of Personal Income
	General Obligation Bonds	Restricted For Debt Repayment	Net Bonded Debt					
2014	30,919,827	25,338	30,894,489	0.84%	1,602	230,043	1,614	2.61%
2015	28,098,630	31,247	28,067,383	0.77%	1,434	234,484	1,445	2.34%
2016	26,014,575	90,761	25,923,814	0.68%	1,307	313,279	1,323	2.14%
2017	23,509,630	67,070	23,442,560	0.61%	1,282	402,088	1,304	1.95%
2018	21,149,685	49,680	21,100,005	0.56%	1,152	358,138	1,172	1.74%
2019	20,389,740	64,391	20,454,131	0.54%	1,099	398,497	1,120	1.69%
2020	21,465,965	220,492	21,245,473	0.58%	1,175	376,704	1,195	1.65%
2021	18,348,769	86,322	18,262,447	0.49%	969	400,150	990	1.39%
2022	15,584,143	176,520	15,407,623	0.39%	827	202,686	838	1.12%
2023	12,861,597	196,509	12,665,088	0.29%	682	67,291	685	0.86%

DEBT OBLIGATIONS FISCAL YEAR 2024/2025

BONDS AND BOND ANTICIPATION NOTES

PROGRAM DESCRIPTION

This account shows the expenditures of principal and interest payments on all outstanding and anticipated debt issues for Town and School purposes.

PROGRAM COMMENTARY

The total debt service budgeted for fiscal year 2024/2025 is \$2,890,950. The bond payments are budgeted in the General Fund. Currently there are no notes outstanding.

Date of Issue	Description	Original Issue	Principal Obligation	Interest Obligation	2024/2025 Debt Service
General Purposes:					
Bonds:					
October 30, 2012	AFPL Renovations, Additions, Imp.	\$ 7,100,000	\$ 525,000	\$ 41,500	\$ 566,500
March 15, 2016	Refunding, Town Hall Renovs.	964,000	135,000	12,470	147,470
July 15, 2018	Land Purchase 2018	1,600,000	200,000	7,000	207,000
June 16, 2020	Town/PS Comm. Sys. Repl.	280,000 *	18,809	7,088	25,897
TBD	Town/PS Comm. Sys. Repl.	3,610,000 *	-	72,200	72,200
TBD	Fire Apparatus Purchase	3,431,000 **	-	-	-
Total General Purposes:		16,985,000	878,809	140,258	1,019,067
Schools:					
Bonds:					
March 15, 2016	Refunding, AHS & AMS Renovations and Roof	10,436,000	1,460,000	134,880	1,594,880
June 16, 2020	AHS Turf/Track Imp	2,995,000	201,191	75,812	277,003
Total Schools:		13,431,000	1,661,191	210,692	1,871,883
Grand Total – All Debt		\$30,416,000	\$2,540,000	\$350,950	\$2,890,950

* *Original Issue* amount consists of \$280,000 of debt issued on June 16, 2020, as well as \$3,610,000 of authorized, unissued debt at time of printing (total authorized debt is equal to \$3,890,000). An interest obligation of \$72,200 is projected for an estimated December 2024 issuance of the remaining authorized, unissued amount.

** *Original Issue* amount represents \$3,431,000 of authorized, unissued debt at time of printing. Debt issuance is not anticipated to take place until after fiscal year 2024/2025.

Town of Avon

Town Council's Budget Summary

Budget Fiscal Year: 2025 to 2025

Account# and Description	2023 Actual	2024 Base Budget	2024 Actual YTD	Department Head	Town Manager	Town Council	Board of Finance	Inc/Dec	%
9101 BONDS & NOTES									
SERVICES & SUPPLIES									
CONTRACTUAL SERV & PRINTING	2,962,950	2,889,400	1,990,900	2,890,950	2,890,950	2,890,950	0	1,550	0
Total SERVICES & SUPPLIES	2,962,950	2,889,400	1,990,900	2,890,950	2,890,950	2,890,950	0	1,550	0
Total 9101 BONDS & NOTES	2,962,950	2,889,400	1,990,900	2,890,950	2,890,950	2,890,950	0	1,550	0

**TOWN OF AVON
GENERAL LONG-TERM DEBT OBLIGATIONS
SCHEDULE OF CHANGES IN BONDED INDEBTEDNESS
FOR THE YEAR ENDED JUNE 30, 2023**

DATE OF ISSUE	DESCRIPTION	ORIGINAL ISSUE	OUTSTANDING JULY 1, 2022	ISSUED	REDEEMED	OUTSTANDING JUNE 30, 2023
GENERAL PURPOSES:						
BONDS:						
October 30, 2012	AFPL Renovations, Additions, Imp.	7,100,000	3,125,000	-	525,000	2,600,000
March 15, 2016	General Purpose Refunding	964,000	682,000	-	134,000	548,000
July 15, 2018	Land Purchase	1,600,000	800,000	-	200,000	600,000
June 16, 2020	Town/PS Comm. Sys. Repl.	280,000	242,382	-	18,809	223,573
TOTAL GENERAL PURPOSES		9,944,000	4,849,382	-	877,809	3,971,573
SCHOOLS:						
BONDS:						
March 15, 2016	General Purpose Refunding, AMS	1,013,000	717,000	-	141,000	576,000
March 15, 2016	General Purpose Refunding, AHS	9,423,000	6,666,000	-	1,315,000	5,351,000
June 16, 2020	AHS Turf/Track Imp	2,995,000	2,592,618	-	201,191	2,391,427
TOTAL SCHOOLS.....		13,431,000	9,975,618	-	1,657,191	8,318,427
GRAND TOTAL-ALL BONDED DEBT.....		23,375,000	14,825,000	-	2,535,000	12,290,000
BOND ANTICIPATION NOTES.....		-	-	-	-	-
TOTAL BONDS AND NOTES.....		\$23,375,000	\$14,825,000	-	\$2,535,000	\$12,290,000

TOWN OF AVON, CONNECTICUT

DIRECT AND OVERLAPPING GOVERNMENTAL ACTIVITIES DEBT

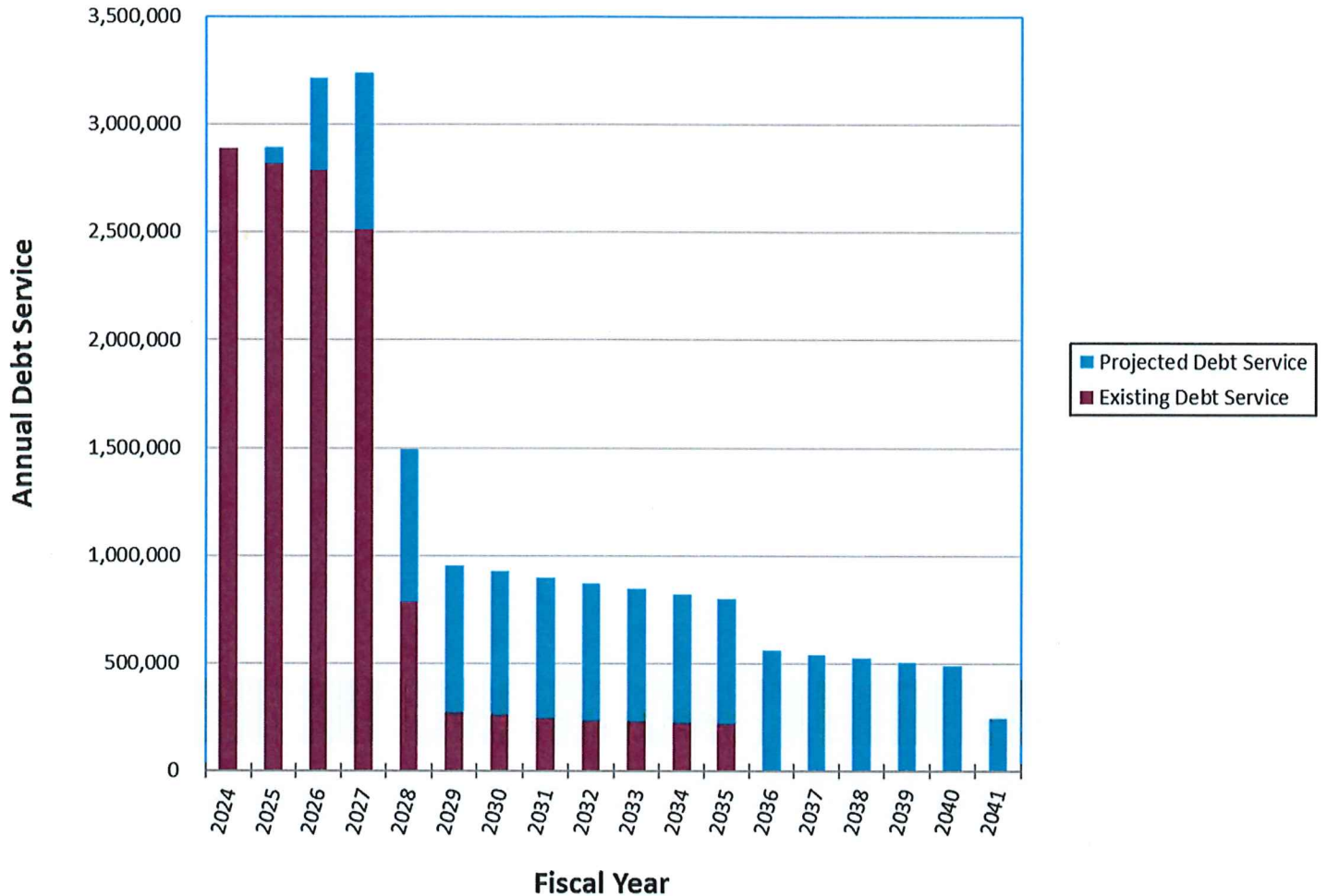
JUNE 30, 2023

Governmental Unit	Debt Outstanding	Estimated % Applicable	Estimated Share of Overlapping Debt
Overlapping District	\$ 0	0%	\$ 0
Town of Avon Direct Debt	\$ 12,290,000	100%	\$ 12,290,000
Total Direct and Overlapping Debt	\$ 12,290,000	100%	\$ 12,290,000

Sources: Annual Comprehensive Financial Report - June 30, 2023

Notes: The Town of Avon has no overlapping debt.

Existing and Projected Net Debt Service



* This graph represents projected debt service expenditures for all Existing and Projected Debt Financing. **The projected debt financing is an estimate, has not been approved, and is subject to revision.** Debt financing for the following projects is included in the “Projected Debt Service” values included above:

- Town Public Safety Communications Replacement Project
- Purchase of Fire Apparatus